



DALTON-WHITFIELD REGIONAL SOLID WASTE MANAGEMENT AUTHORITY AGENDA

JUNE 19, 2023

4:00 PM

DALTON CITY HALL – MAYOR & COUNCIL CHAMBERS, 300 WAUGH STREET,
DALTON, GEORGIA

- I. **Approval of Agenda**
- II. **Public Commentary**
- III. **OLD BUSINESS**
 - A. **Approval of Minutes – May 15, 2023**
- IV. **NEW BUSINESS**
 - A. **Financial & Operational Reports**
 1. FY2022 Financial Audit Report – Estes & Walcott
 2. Status of Accounts – May
 3. Rainfall Report
 - B. **Construction / Special Project Report**
 1. Phase 6 Cell 6 MSW Landfill Construction Update
 2. Balefill Expansion Update
 3. MRF Elevated Sort Line Update
 - C. **Recycling / Other Reports**
 1. MRF Report – May
 2. Target Recycling Program Update
 3. Recovered Materials Markets
 4. School Recycling Report
 5. Curbside Recycling Report – City of Dalton
 6. Convenience Center Recycling
 7. Celebrate Waste and Recycling Workers Week
 8. Other
 - D. **Executive Session – Litigation Update**
- V. **Adjourn**

DALTON-WHITFIELD REGIONAL SOLID WASTE MANAGEMENT AUTHORITY
P.O. BOX 1205 DALTON, GA 30722-1205
TELEPHONE 706/277-2545 FAX 706/277-2546



Dalton-Whitfield Regional Solid Waste Management Authority

MINUTES FROM MEETING HELD May 15, 2023

Greg Jones called the meeting to order at 4:00 p.m.

Members present – David Pennington, Tyree Goodlett, Jevin Jensen, Greg Jones and Benny Dunn

Others present are listed below:

Henry Tharpe – Sponcler & Tharpe, Rob Estes – Estes & Walcott

Staff – Dirk Verhoeff, Seth Lassitter, Michael Foxx and Amy Hartline

I. **Approval of Agenda**

Members received and reviewed written copies of the April 17, 2023 agenda. A motion was made to amend the agenda to add School Report and was approved unanimously as follows:

MOTION: Dunn
SECOND: Jensen

II. **Public Commentary**

There was no public commentary.

III. **OLD BUSINESS**

A. **Approval of Executive Session Minutes – April 17, 2023**

Members received and reviewed written copies of the minutes from the April 17, 2023 executive session. The minutes were approved unanimously as follows:

MOTION: Jensen
SECOND: Dunn

B. **Approval of Minutes – April 17, 2023**

Members received and reviewed written copies of the minutes from the April 17, 2023 meeting. The minutes were approved unanimously as follows:

MOTION: Jensen
SECOND: Dunn

C. **Ratify Stream Credit Sale to R.H. Ledbetter Properties, LLC (SAS-2022-00911) Hammond Creek Apartments.**

The sale was ratified unanimously as follows:

MOTION: Jensen
SECOND: Dunn

IV. NEW BUSINESS

A. Financial & Operational Reports

1. Status of Accounts – April

Dirk Verhoeff reviewed the status of accounts through April 2023. All revenues are above budget with the exception of MRF, Recycling, landfill gas, and miscellaneous revenues. Interest income is slightly below budget.

Dirk reported that the major expenses for the landfill development budget was for cell construction and construction QCA for the new landfill cell 6. Dirk also reported that the primary operations budget is within budget with the exception of the RETIREMENT DBP line item.

2. Rainfall Report

Dirk Verhoeff reviewed the rainfall data through May 10, 2023. Dirk reported that the landfill received 76% of normal for March and 169% of normal for April. May is currently 20% of normal.

B. Construction / Special Project Reports

1. Phase 6 Cell 6 MSW Landfill Construction Update

Seth Lassitter presented design drawings for the Phase 6 MSW landfill as well as several photographs of the Phase 6 Cell 6 construction progress. Jevin Jensen asked about the life of the landfill and if we have room for expansion. Dirk Verhoeff described a proposed lateral expansion of Phase 6 MSW that would extend the life by approximately 30 years.

C. Recycling / Other Reports

The board reviewed the following reports and heard highlights from each.

1. MRF Report – April
2. Target Recycling Program Update
3. Recovered Materials Markets
4. School Recycling Report
5. Curbside Recycling Report – City of Dalton
6. Convenience Center Recycling

V. Adjourn from Regular Meeting

The Authority adjourned from their regular meeting on the following motion:

MOTION: Goodlett

The Authority adjourned unanimously.

Tyree Goodlett, Chairman

Dirk Verhoeff, Secretary/Treasurer

Recorded & Approved

YEAR-TO-DATE BUDGET REPORT

FOR 2023 05

ACCOUNTS FOR:	ORIGINAL APPROP	TRANFRS/ADJSTMTS	REVISED BUDGET	YTD ACTUAL	ENCUMBRANCES	AVAILABLE BUDGET	PCT USE/COL
0050 LANDFILL-ENTERPRISE FUND							
500001 REVENUES							
500001 344200 MRF REVENUES	-300,000	0	-300,000	-72,304.05	.00	-227,695.95	24.1%
500001 344250 RECYCLING REVENUE	-50,000	0	-50,000	-27,235.20	.00	-22,764.80	54.5%
500001 344300 LFG REVENUE	-105,000	0	-105,000	.00	.00	-105,000.00	.0%
500001 344400 LANDFILL FEES	-8,170,000	0	-8,170,000	-3,683,577.94	.00	-4,486,422.06	45.1%
500001 344450 WETLAND CREDITS	0	0	0	-64,152.00	.00	64,152.00	100.0%
500001 361400 INTEREST INCOME	-695,500	0	-695,500	-245,737.89	.00	-449,762.11	35.3%
500001 363200 RENTAL INCOME	0	0	0	-8,200.00	.00	8,200.00	100.0%
500001 389000 MISCELLANEOUS REV	-20,000	0	-20,000	-2,719.88	.00	-17,280.12	13.6%
500001 392200 PROPERTY SALE (PF	0	0	0	-8,393.00	.00	8,393.00	100.0%
TOTAL REVENUES	-9,340,500	0	-9,340,500	-4,112,319.96	.00	-5,228,180.04	44.0%

YEAR-TO-DATE BUDGET REPORT

FOR 2023 05

ACCOUNTS FOR:	ORIGINAL APPROP	TRANFRS/ADJUSTMTS	REVISED BUDGET	YTD ACTUAL	ENCUMBRANCES	AVAILABLE BUDGET	PCT USE/COL
0050 LANDFILL-ENTERPRISE FUND							
504210 LANDFILL DEVELOPMENT							
504210 000610 ENGINEERING	250,000	0	250,000	45,891.62	.00	204,108.38	18.4%*
504210 000660 CELL CONSTRUCTION	3,049,000	0	3,049,000	673,676.06	.00	2,375,323.94	22.1%*
504210 000690 CONSTRUCTION QA/Q	215,000	0	215,000	141,988.75	.00	73,011.25	66.0%*
504210 000760 MATERIALS/CONTRAC	200,000	0	200,000	.00	.00	200,000.00	.0%
504210 000790 LEACHATE PRE-TREA	40,900	0	40,900	29,217.80	.00	11,682.20	71.4%*
504210 001100 UNDERDRAINING	350,000	0	350,000	.00	.00	350,000.00	.0%
504210 521210 PROFESSIONAL - LE	2,000	0	2,000	.00	.00	2,000.00	.0%
504210 579000 CONTINGENCY	10,000	0	10,000	.00	.00	10,000.00	.0%
TOTAL LANDFILL DEVELOPMENT	4,116,900	0	4,116,900	890,774.23	.00	3,226,125.77	21.6%

YEAR-TO-DATE BUDGET REPORT

FOR 2023 05

ACCOUNTS FOR:	ORIGINAL	TRANFRS/	REVISED	YTD ACTUAL	ENCUMBRANCES	AVAILABLE	PCT
0050 LANDFILL-ENTERPRISE FUND	APPROP	ADJSTMTS	BUDGET			BUDGET	USE/COL
504240 LANDFILL OPERATION							
504240 000120 SAFETY PROGRAMS	15,000	0	15,000	3,912.35	.00	11,087.65	26.1%*
504240 000190 REGULAR AUDIT	40,000	0	40,000	1,950.00	.00	38,050.00	4.9%*
504240 000205 DALTON ALLOCATION	60,703	0	60,703	25,292.94	.00	35,410.06	41.7%*
504240 000402 REPAIRS - TIRES	15,000	0	15,000	3,812.99	566.00	10,621.01	29.2%*
504240 000404 REPAIRS - LT EQUI	3,500	0	3,500	1,074.65	532.40	1,892.95	45.9%*
504240 000592 TIRE PURCHASES	38,000	0	38,000	11,725.75	2,124.01	24,150.24	36.4%
504240 000594 PURCHASES - LT EQ	14,000	0	14,000	809.28	.00	13,190.72	5.8%
504240 000610 ENGINEERING	50,000	0	50,000	10,550.00	.00	39,450.00	21.1%
504240 000760 MATERIALS/CONTRAC	250,000	0	250,000	92,014.40	751.56	157,234.04	37.1%*
504240 000770 BRUSH GRINDING	130,000	0	130,000	21,840.00	.00	108,160.00	16.8%*
504240 001020 COMPUTER SOFTWARE	2,000	0	2,000	.00	.00	2,000.00	.0%
504240 001420 COMMISSIONS	0	0	0	932.50	.00	-932.50	100.0%*
504240 001590 GEORGIA SUPERFUND	199,319	0	199,319	173,965.01	.00	25,353.99	87.3%*
504240 001690 ENVIRONMENTAL TES	65,000	0	65,000	15,390.40	.00	49,609.60	23.7%*
504240 001740 RECYCLING/EDUCATI	74,500	0	74,500	70,025.80	256.50	4,217.70	94.3%*
504240 001742 RECYCLING EDUCATI	30,000	0	30,000	3,425.43	1,326.94	25,247.63	15.8%*
504240 001750 TIRE RECYCLING	50,000	0	50,000	11,205.00	2,381.00	36,414.00	27.2%*
504240 039990 CAPITAL OUTLAY	1,148,000	0	1,148,000	568,062.73	.00	579,937.27	49.5%*
504240 511100 WAGES - REGULAR	2,286,744	0	2,286,744	754,009.39	.00	1,532,734.61	33.0%*
504240 511200 WAGES - PART TIME	56,065	0	56,065	18,278.70	.00	37,786.30	32.6%*
504240 511300 WAGES - OVERTIME	299,833	0	299,833	114,125.08	.00	185,707.92	38.1%*
504240 511310 WAGES - BONUS	4,500	0	4,500	.00	.00	4,500.00	.0%
504240 512100 GROUP INSURANCE	415,000	0	415,000	171,714.62	.00	243,285.38	41.4%*
504240 512200 FICA & MEDICARE	202,162	0	202,162	66,462.79	.00	135,699.21	32.9%*
504240 512401 RETIREMENT DCP	242,357	0	242,357	69,348.78	.00	173,008.22	28.6%*
504240 512402 RETIREMENT DBP	26,749	0	26,749	13,510.83	.00	13,238.17	50.5%*
504240 512600 UNEMPLOYMENT COMP	5,000	0	5,000	.00	.00	5,000.00	.0%
504240 512700 WORKERS COMPENSAT	72,300	0	72,300	72,300.00	.00	.00	100.0%*
504240 512900 OTHER EMPLOYEE BE	13,306	0	13,306	5,263.56	.00	8,042.44	39.6%*
504240 521210 PROFESSIONAL - LE	116,000	0	116,000	76,822.85	.00	39,177.15	66.2%*
504240 522210 BUILDING MAINTENA	35,000	0	35,000	2,234.86	.00	32,765.14	6.4%*
504240 522220 EQUIPMENT MAINT &	75,000	0	75,000	28,568.11	925.00	45,506.89	39.3%*
504240 522320 RENTAL - EQUIPMEN	10,000	0	10,000	390.88	.00	9,609.12	3.9%*
504240 523100 INSURANCE COMMERC	85,000	10,000	95,000	90,960.00	.00	4,040.00	95.7%*
504240 523200 COMMUNICATIONS	29,000	0	29,000	9,791.21	40.00	19,168.79	33.9%*
504240 523300 ADVERTISING	3,000	0	3,000	.00	832.50	2,167.50	27.8%*
504240 523620 CREDIT CARD & BAN	25,000	0	25,000	8,433.74	.00	16,566.26	33.7%*
504240 531100 SUPPLIES - GENERA	11,000	0	11,000	5,528.26	128.00	5,343.74	51.4%*
504240 531110 SUPPLIES - OFFICE	8,810	0	8,810	1,430.07	.00	7,379.93	16.2%*
504240 531120 UNIFORMS	30,000	0	30,000	10,836.57	.00	19,163.43	36.1%*

YEAR-TO-DATE BUDGET REPORT

FOR 2023 05							
ACCOUNTS FOR:	ORIGINAL	TRANFRS/	REVISED	YTD ACTUAL	ENCUMBRANCES	AVAILABLE	PCT
0050 LANDFILL-ENTERPRISE FUND	APPROP	ADJSTMTS	BUDGET			BUDGET	USE/COL
504240 531140 SUPPLIES - PARTS	190,000	0	190,000	76,622.22	.00	113,377.78	40.3%*
504240 531200 UTILITIES	95,000	0	95,000	33,989.00	.00	61,011.00	35.8%
504240 531250 OIL - LUBRICANTS	35,000	0	35,000	4,329.12	.00	30,670.88	12.4%*
504240 531270 GASOLINE	45,000	0	45,000	21,761.38	.00	23,238.62	48.4%*
504240 531275 DIESEL	450,000	0	450,000	166,106.14	.00	283,893.86	36.9%*
504240 531600 SMALL EQUIPMENT <	30,000	0	30,000	3,598.35	.00	26,401.65	12.0%
504240 531700 OTHER SUPPLIES	5,000	0	5,000	1,173.82	.00	3,826.18	23.5%
504240 574500 FRAUDULENT CHARGE	0	0	0	36.70	.00	-36.70	100.0%*
504240 579000 CONTINGENCY	100,000	0	100,000	.00	.00	100,000.00	.0%
360L LEACHATE TRANSPORT/DISPOSAL							
504240 531200 360L UTILITIES	110,000	0	110,000	45,245.60	.00	64,754.40	41.1%*
TOTAL LANDFILL OPERATION	7,296,848	10,000	7,306,848	2,888,861.86	9,863.91	4,408,122.23	39.7%

YEAR-TO-DATE BUDGET REPORT

FOR 2023 05							
ACCOUNTS FOR:	ORIGINAL	TRANFRS/	REVISED	YTD ACTUAL	ENCUMBRANCES	AVAILABLE	PCT
0050 LANDFILL-ENTERPRISE FUND	APPROP	ADJSTMTS	BUDGET			BUDGET	USE/COL
504260 METHANE GAS OPERATIONS							
504260 000610 ENGINEERING	8,500	0	8,500	3,300.00	.00	5,200.00	38.8%*
504260 000625 TREATMENT EQUIP M	20,000	0	20,000	1,091.35	.00	18,908.65	5.5%*
504260 000690 CONSTRUCTION QA/Q	20,000	0	20,000	.00	.00	20,000.00	.0%
504260 000760 MATERIALS/CONTRAC	5,000	0	5,000	200.53	.00	4,799.47	4.0%*
504260 522320 RENTAL - EQUIPMEN	2,000	0	2,000	.00	.00	2,000.00	.0%
504260 523100 INSURANCE COMMERC	85,000	-10,000	75,000	62,354.24	.00	12,645.76	83.1%*
504260 531200 UTILITIES	25,000	0	25,000	8,046.62	.00	16,953.38	32.2%*
504260 579000 CONTINGENCY	10,000	0	10,000	.00	.00	10,000.00	.0%
TOTAL METHANE GAS OPERATIONS	175,500	-10,000	165,500	74,992.74	.00	90,507.26	45.3%

YEAR-TO-DATE BUDGET REPORT

FOR 2023 05

ACCOUNTS FOR:	ORIGINAL APPROP	TRANFRS/ADJSTMTS	REVISED BUDGET	YTD ACTUAL	ENCUMBRANCES	AVAILABLE BUDGET	PCT USE/COL
0050 LANDFILL-ENTERPRISE FUND							
504290 LANDFILL CLOSURE							
504290 000570 SEDIMENTATION/ERO	5,000	0	5,000	.00	.00	5,000.00	.0%
504290 000610 ENGINEERING	15,000	0	15,000	.00	.00	15,000.00	.0%
504290 000880 GROUNDWATER MONIT	45,000	0	45,000	16,593.20	.00	28,406.80	36.9%*
504290 001520 VEG MAINTENANCE	5,000	0	5,000	.00	.00	5,000.00	.0%
504290 001530 CAP MAINTENANCE	20,000	0	20,000	.00	.00	20,000.00	.0%
504290 001545 METHANE - O & M	10,000	0	10,000	.00	.00	10,000.00	.0%
504290 001560 ROAD UPKEEP/REPAI	20,000	0	20,000	.00	.00	20,000.00	.0%
504290 531200 UTILITIES	5,000	0	5,000	815.00	.00	4,185.00	16.3%
TOTAL LANDFILL CLOSURE	125,000	0	125,000	17,408.20	.00	107,591.80	13.9%
TOTAL LANDFILL-ENTERPRISE FUND	2,373,748	0	2,373,748	-240,282.93	9,863.91	2,604,167.02	-9.7%
TOTAL REVENUES	-9,340,500	0	-9,340,500	-4,112,319.96	.00	-5,228,180.04	
TOTAL EXPENSES	11,714,248	0	11,714,248	3,872,037.03	9,863.91	7,832,347.06	

Monthly Rainfall 2022
Old Dixie Hwy MSWL

Date	January	February	March	April	May	June	July	August	September	October	November	December
1	0.01	0.02		0.27								
2	0.02	0.96	0.72			0.02						
3	1.07	0.01	0.77	0.05								
4	1.08					0.03						
5					0.05							
6					0.18							
7				1.76	0.62							
8	0.65	0.09		1.44								
9		0.06	0.04									
10			0.17									
11		0.18	0.08			0.15						
12	0.71	0.53	1.18			0.42						
13				0.08								
14				0.33		0.09						
15		0.02			0.05							
16		0.61	0.34	0.15	0.19							
17	0.47	1.01			0.69							
18	0.01											
19	0.16											
20					0.16							
21												
22	0.45		0.58	0.47								
23	0.01	0.01			0.01							
24		0.14										
25	1.19	0.25	0.87									
26		0.01	0.06	0.87								
27		0.02		1.72								
28				0.01								
29	0.27											
30	0.28			0.11								
31	0.30											
Total	6.68	3.92	4.81	7.26	1.95	0.71	0.00	0.00	0.00	0.00	0.00	0.00
<i>Normal</i>	5.86	4.93	6.34	4.30	4.28	4.38	4.76	3.65	5.00	3.31	4.79	4.92
% of Normal	114%	80%	76%	169%	46%	16%	0%	0%	0%	0%	0%	0%
YTD	6.68	10.60	15.41	22.67	24.62	25.33	25.33	25.33	25.33	25.33	25.33	25.33
<i>YTD Normal</i>	5.86	10.79	17.13	21.43	25.71	30.09	34.85	38.50	43.50	46.81	51.60	56.52
% of Normal	114%	98%	90%	106%	96%	84%	73%	66%	58%	54%	49%	45%

**Material Recovery Facility
Monthly Revenues / Expenditures
May-23**

MRF Revenues

	Loads				
User Fees	394	1877.80 tons	\$	98,335.00	
OCC	7	158.61 tons	\$	10,309.65	
Mixed Paper	1	22.58 tons	\$	564.50	
Aluminum	0	0.00 tons	\$	-	
Bi-metal	0	0.00 tons	\$	-	
Glass	0	0.00 tons	\$	-	
#1 PET	0	0.00 tons	\$	-	
HDPE	0	0.00 tons	\$	-	
PP Carpet	0	0.00 tons	\$	-	Sale Loads 8
N 6 Carpet	0	0.00 tons	\$	-	Sale Tons 181.19
N 66 Carpet	0	0.00 tons	\$	-	Sale Dollars \$ 10,874.15
Carpet Pad / Cusl	0	0.00 tons	\$	-	
Mixed Carpet/Roll	0	0.00 tons	\$	-	
Mixed Plastic 1-7	0	0.00 tons	\$	-	
Contract Bales	0	0.00 tons	\$	-	
				Revenues	\$ 109,209.15

MRF Expenses

Labor	Wages & Benefits		\$	42,332.14	
	Temp Labor		\$	9,456.92	
	Inmate Labor		\$	-	Labor \$ 51,789.06
Fixed	Electric		\$	2,180.57	
	Security System		\$	56.67	
	Propane		\$	486.25	
	Insurance - Average		\$	153.50	
	Water		\$	2,146.33	
	Telephone		\$	200.59	
	Cell		\$	40.00	
				Fixed	\$ 5,263.91
City Curbside	Revenue Sharing	73	65.97 tons @	\$ 30.00 ton	Curbside \$ 1,979.10
Supplies	Baling Wire		362 Bales @	\$ 4.00 bale	\$ 1,448.00
	<i>Supplies</i>				\$ -
Recycling Pulls	Internal Rolloff		56 pulls @	\$ 110.00 ea	\$ 6,160.00
Glass Transportation			0 pulls @	\$ 365.00 ea	\$ -
Electronics Recycling					\$ -
Vehicle	Fuel and Lube				\$ 2,150.00
Balefill/Disposal	D-W to Bale Fill	2	4.00 tons @	\$ 21.75	\$ 87.00
	D-Bale (others)	0	0.00 tons @	\$ 21.75	\$ -
	Residual Waste	0	0.00 tons @	\$ 22.75	\$ -
	MRF--Landfill	128	1500.91 tons @	\$ 22.75	\$ 34,145.70
Repair/Maintenance			2% of Annual Cost		\$ 502.50
	<i>Repairs/Maint</i>				\$ 9,623.66

NON Cash Expenses

Baler Depreciation	\$	2,353.70
Building Depreciation	\$	6,119.46
	\$	8,473.16

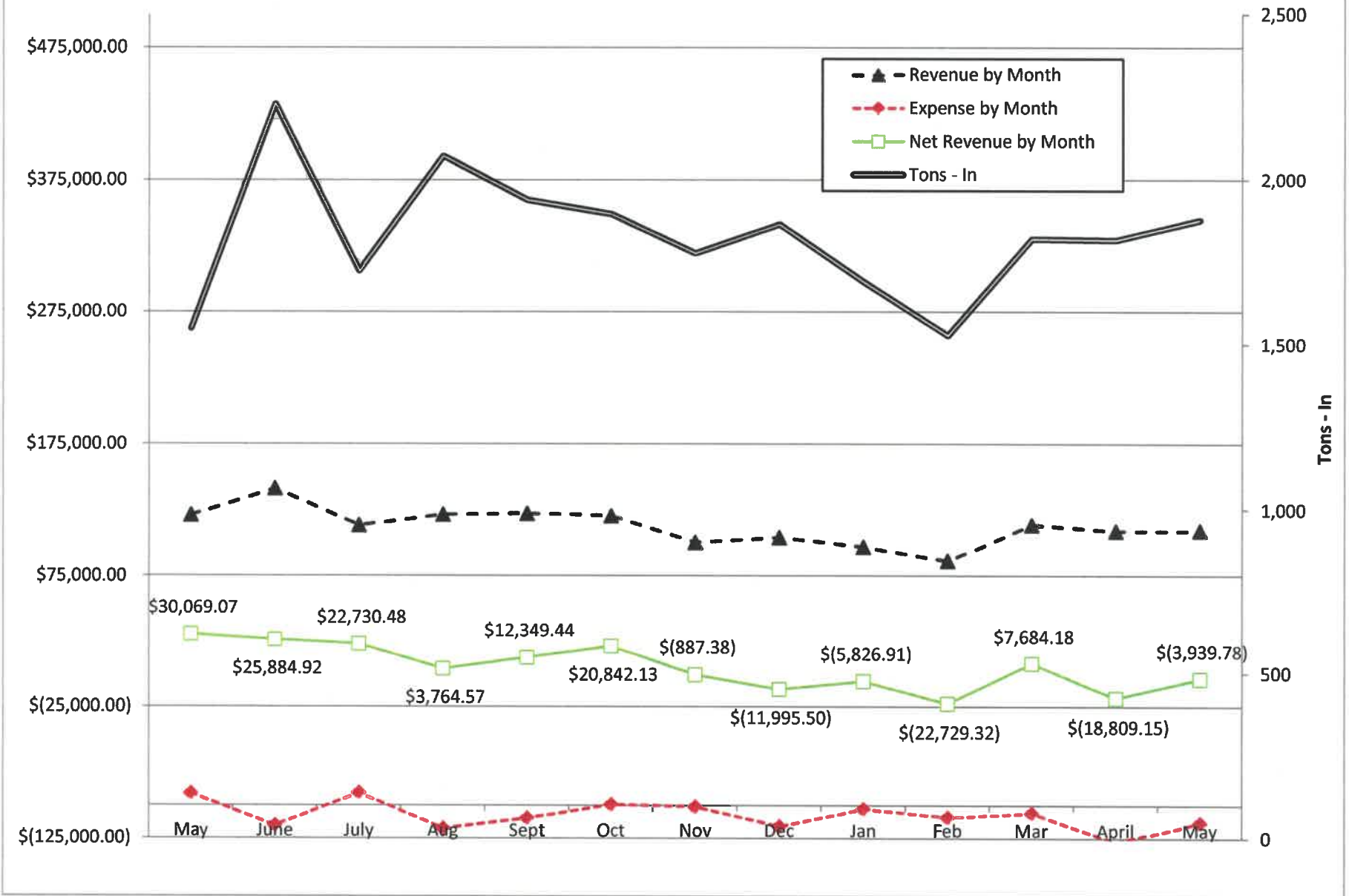
Expenses \$ 113,148.93

NOTES

Avoided Disposal Fees	\$	16,407.16
Saved Airspace		596.62 cy

Total Revenues	\$ 109,209.15
Total Expense	\$ 113,148.93
Net Revenue	\$ (3,939.78)

Materials Recovery Facility Trend Report - May 2023



Target Recycling					2023	2022	2021	2020	
Commodity	Loads	Tons	Pounds	\$\$\$\$	\$ per ton	\$ per ton	\$ per ton	\$ per ton	
January	Cardboard	34	142.94	285,880	\$6,432.30	\$45.00	\$175.00	\$95.00	\$45.00
	Mixed Paper	1	2.36	4,720	\$23.60	\$10.00	\$90.00	\$45.00	\$10.00
	PET	0	0.00	0	\$0.00	\$240.00	\$460.00	\$160.00	\$220.00
	Alum	1	1.00	2,000	\$1,400.00	\$1,400.00	\$1,720.00	\$1,030.00	\$840.00
	totals	36	146.30	290,600	\$7,855.90				
February	Cardboard	31	146.78	293,560	\$6,605.10	\$45.00	\$170.00	\$95.00	\$50.00
	Mixed Paper	1	4.76	9,520	\$47.60	\$10.00	\$85.00	\$40.00	\$5.00
	PET	0	0.00	0	\$0.00	\$280.00	\$460.00	\$190.00	\$240.00
	Alum	0	0.00	0	\$0.00	\$1,600.00	\$1,960.00	\$1,130.00	\$960.00
	totals	32	151.54	303,080	\$6,652.70				
March	Cardboard	36	150.82	301,640	\$6,786.90	\$45.00	\$165.00	\$100.00	\$60.00
	Mixed Paper	2	12.59	25,180	\$188.85	\$15.00	\$85.00	\$40.00	\$5.00
	PET	0	0.00	0	\$0.00	\$340.00	\$730.00	\$215.00	\$250.00
	Alum	1	1.62	3,240	\$2,268.00	\$1,400.00	\$1,980.00	\$1,280.00	\$760.00
	totals	39	165.03	326,820	\$9,243.75				
April	Cardboard	33	137.16	274,320	\$7,543.80	\$55.00	\$160.00	\$105.00	\$95.00
	Mixed Paper	0	0.00	0	\$0.00	\$20.00	\$85.00	\$40.00	\$10.00
	PET	0	0.00	0	\$0.00	\$320.00	\$980.00	\$300.00	\$200.00
	Alum	0	0.00	0	\$0.00	\$1,400.00	\$2,020.00	\$1,360.00	\$760.00
	totals	33	137.16	274,320	\$7,543.80				
May	Cardboard	38	162.10	324,200	\$10,536.50	\$65.00	\$155.00	\$110.00	\$135.00
	Mixed Paper	3	16.87	33,740	\$421.75	\$25.00	\$85.00	\$40.00	\$25.00
	PET	0	0.00	0	\$0.00	\$300.00	\$860.00	\$340.00	\$200.00
	Alum	1	1.62	3,240	\$2,268.00	\$1,400.00	\$1,350.00	\$1,360.00	\$760.00
	totals	42	180.59	361,180	\$13,226.25				
June	Cardboard	0	0.00	0	\$0.00	\$0.00	\$155.00	\$135.00	\$100.00
	Mixed Paper	0	0.00	0	\$0.00	\$0.00	\$85.00	\$65.00	\$25.00
	PET	0	0.00	0	\$0.00	\$0.00	\$840.00	\$500.00	\$190.00
	Alum	0	0.00	0	\$0.00	\$0.00	\$940.00	\$1,460.00	\$760.00
	totals	0	0.00	0	\$0.00				
July	Cardboard	0	0.00	0	\$0.00	\$0.00	\$165.00	\$155.00	\$80.00
	Mixed Paper	0	0.00	0	\$0.00	\$0.00	\$85.00	\$85.00	\$25.00
	PET	0	0.00	0	\$0.00	\$0.00	\$700.00	\$510.00	\$190.00
	Alum	0	0.00	0	\$0.00	\$0.00	\$1,300.00	\$1,300.00	\$780.00
	totals	0	0.00	0	\$0.00				
August	Cardboard	0	0.00	0	\$0.00	\$0.00	\$140.00	\$195.00	\$80.00
	Mixed Paper	0	0.00	0	\$0.00	\$0.00	\$55.00	\$110.00	\$25.00
	PET	0	0.00	0	\$0.00	\$0.00	\$240.00	\$555.00	\$180.00
	Alum	0	0.00	0	\$0.00	\$0.00	\$1,300.00	\$1,530.00	\$1,020.00
	totals	0	0.00	0	\$0.00				
September	Cardboard	0	0.00	0	\$0.00	\$0.00	\$95.00	\$205.00	\$80.00
	Mixed Paper	0	0.00	0	\$0.00	\$0.00	\$25.00	\$115.00	\$30.00
	PET	0	0.00	0	\$0.00	\$0.00	\$200.00	\$560.00	\$170.00
	Alum	0	0.00	0	\$0.00	\$0.00	\$1,300.00	\$1,670.00	\$980.00
	totals	0	0.00	0	\$0.00				
October	Cardboard	0	0.00	0	\$0.00	\$0.00	\$55.00	\$205.00	\$80.00
	Mixed Paper	0	0.00	0	\$0.00	\$0.00	\$10.00	\$115.00	\$35.00
	PET	0	0.00	0	\$0.00	\$0.00	\$240.00	\$560.00	\$140.00
	Alum	0	0.00	0	\$0.00	\$0.00	\$1,400.00	\$1,720.00	\$980.00
	totals	0	0.00	0	\$0.00				
November	Cardboard	0	0.00	0	\$0.00	\$0.00	\$45.00	\$195.00	\$80.00
	Mixed Paper	0	0.00	0	\$0.00	\$0.00	\$10.00	\$105.00	\$40.00
	PET	0	0.00	0	\$0.00	\$0.00	\$190.00	\$495.00	\$160.00
	Alum	0	0.00	0	\$0.00	\$0.00	\$1,400.00	\$1,720.00	\$940.00
	totals	0	0.00	0	\$0.00				
December	Cardboard	0	0.00	0	\$0.00	\$0.00	\$45.00	\$180.00	\$90.00
	Mixed Paper	0	0.00	0	\$0.00	\$0.00	\$10.00	\$95.00	\$45.00
	PET	0	0.00	0	\$0.00	\$0.00	\$270.00	\$360.00	\$160.00
	Alum	0	0.00	0	\$0.00	\$0.00	\$1,400.00	\$1,580.00	\$1,040.00
	totals	0	0.00	0	\$0.00				
Totals	182	780.62	1,556,000	\$44,522.40					
	Loads	Tons	Pounds	\$\$\$\$	2023	2022	2021	2020	
Cardboard	172	739.80	1,479,600	\$37,904.60	Avg \$ Year \$51.00	Avg \$ Year \$127.08	Avg \$ Year \$147.92	Avg \$ Year \$81.25	
Mixed Paper	7	36.58	73,160	\$681.80	\$16.00	\$59.17	\$74.58	\$23.33	
PET	0	0.00	0	\$0.00	\$296.00	\$514.17	\$395.42	\$191.67	
Alum	3	4.24	8,480	\$5,936.00	\$1,440.00	\$1,505.83	\$1,428.33	\$881.67	

May 2022

TARGET RECYCLING AT SCHOOL MONTHLY REPORT

WWW.DWSWA.ORG
706-278-5001

Target Recycling, managed by the Dalton-Whitfield Solid Waste Authority's Recycling Center in Dalton, provides collection of recyclables at no charge to local businesses and schools interested in recycling. Recycling collection saves local school districts hundreds of dollars in waste collection fees each month.

Overall Recycling Rates Top Five Schools for May 2022

During the month of May 2022 all of the schools recycling with Target Recycling collected a total of 55,610 pounds of recyclable materials for a recycling rate of 2.5 pounds per student.

That saves approximately 473 trees! It also weighs approximately 856 tandem kayaks. Let's float on through this summer break!

School	School Pop.	Quantity (lbs)	Per-Capita (lb/student)
Learning Tree Elem. School Private	68	1,410	20.7
Westside Middle School	388	3,040	7.8
New Hope Elementary School	537	3,620	6.7
New Hope Middle School	520	3,090	5.9
Christian Heritage Elem School Private	326	1,780	5.5
Total	1,839	12,940	7.0

Recycling Rates are calculated by dividing the number of students at the school by the weight (in pounds) of the recyclables collected during a one-month period.

* If there is an error in student population count for your school please call us to update the report at 706-278-5001.

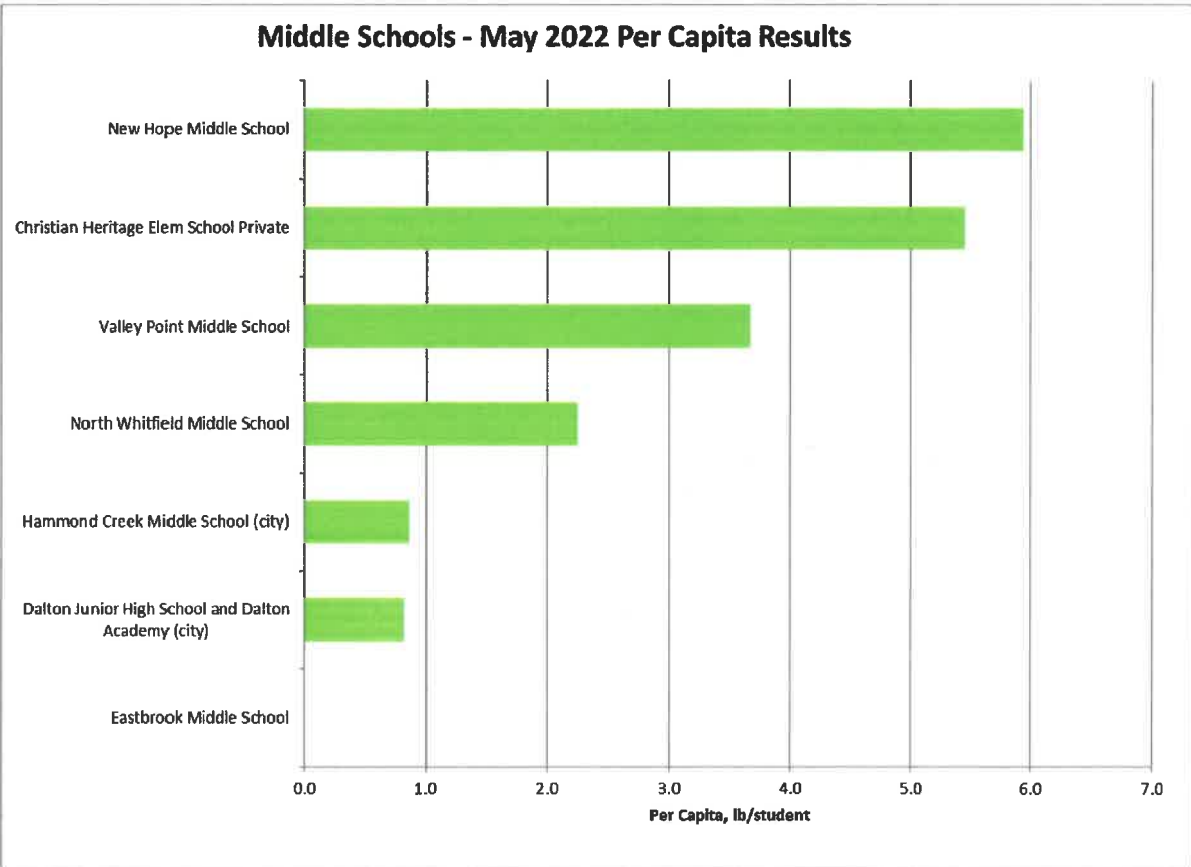
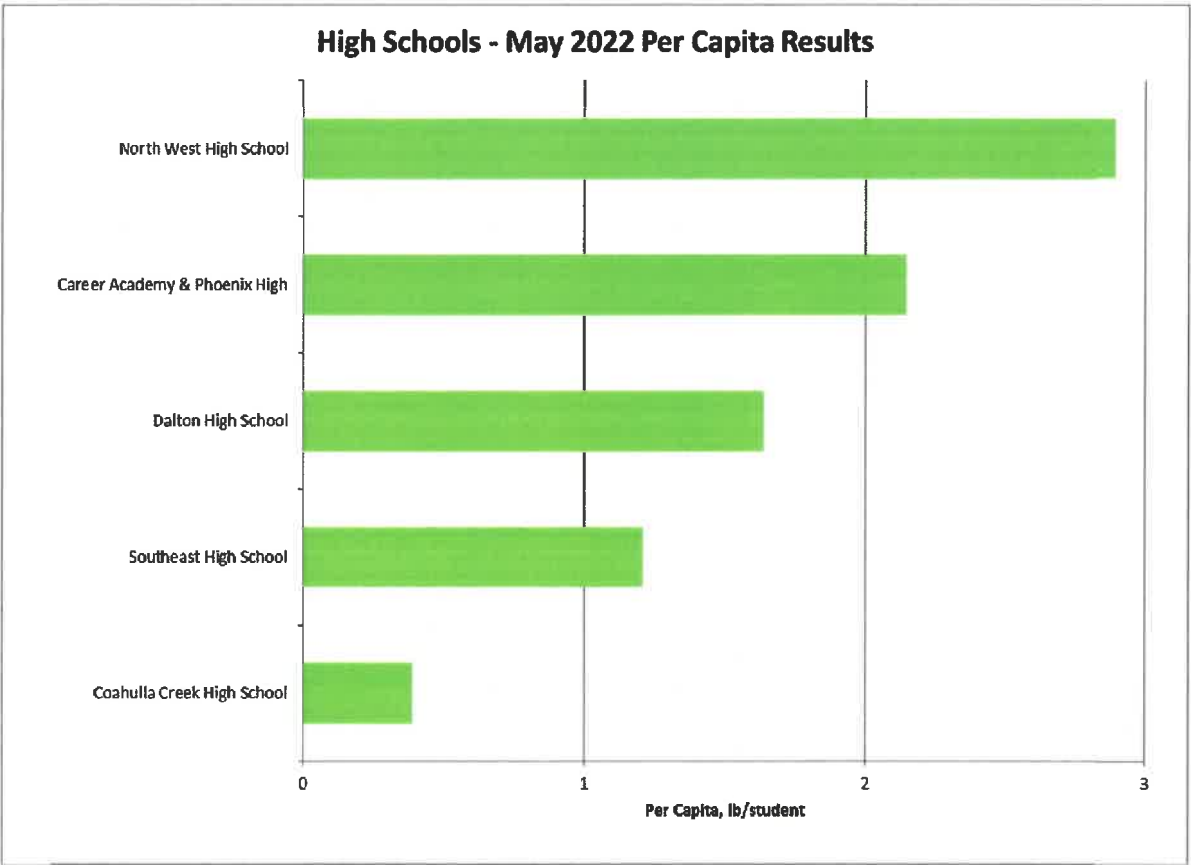
Individual School Recycling Rates

High Schools	School Population	Total Pounds	Per-Capita (lb/student)
Career Academy & Phoenix High	800	1720	2.2
Coahulla Creek High School	1020	400	0.4
Dalton High School	2000	3280	1.6
North West High School	1330	3850	2.9
Southeast High School	1399	1690	1.2
Totals	6,549	10,940	1.7

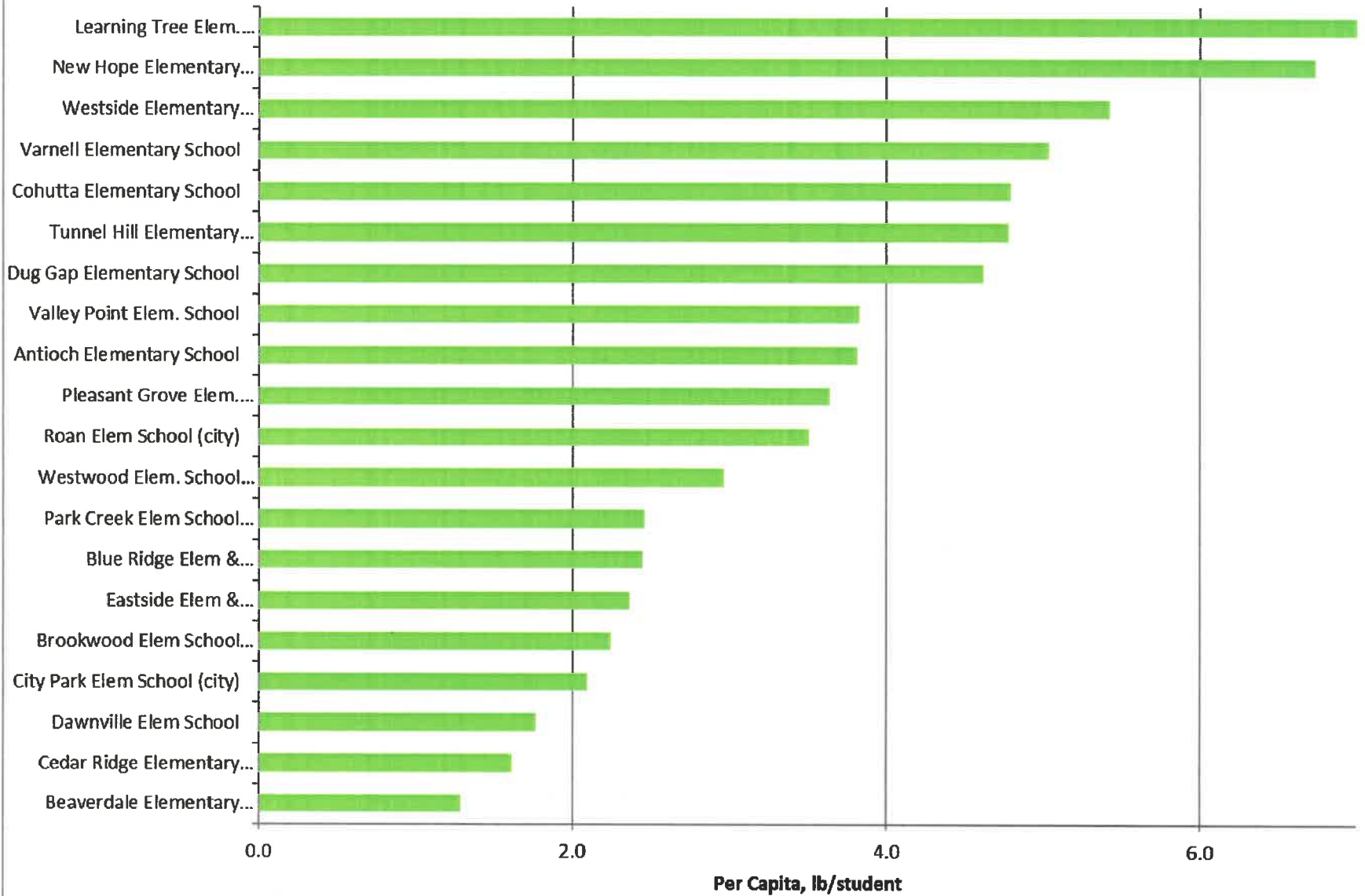
Target Recycling at School takes the collection program a step further by providing a complimentary Environmental Education program that teaches student to be more environmentally friendly.

Middle Schools	School Population	Total Pounds	Per-Capita (lb/student)
Christian Heritage Elem School Private	326	1780	5.5
Dalton Junior High School and Dalton Academ	1791	1490	0.8
Eastbrook Middle School	699	0	0.0
Hammond Creek Middle School (city)	1137	980	0.9
New Hope Middle School	520	3090	5.9
North Whitfield Middle School	818	1840	2.2
Valley Point Middle School	452	1660	3.7
Westside Middle School	388	3040	7.8
Totals	6,131	13,880	2.3

Elementary Schools	School Population	Total Pounds	Per-Capita (lb/student)
Antioch Elementary School	469	1790	3.8
Beaverdale Elementary School	395	510	1.3
Blue Ridge Elem & Northstar School (city)	693	1700	2.5
Brookwood Elem School (city)	721	1620	2.2
Cedar Ridge Elementary School	389	630	1.6
City Park Elem School (city)	696	1460	2.1
Cohutta Elementary School	317	1520	4.8
Dawnville Elem School	419	740	1.8
Dug Gap Elementary School	374	1730	4.6
Eastside Elem & Crossroads Academy School	566	1340	2.4
Learning Tree Elem. School Private	68	1410	20.7
New Hope Elementary School	537	3620	6.7
Park Creek Elem School (city)	561	1380	2.5
Pleasant Grove Elem. School	431	1570	3.6
Roan Elem School (city)	427	1500	3.5
Tunnel Hill Elementary School	305	1460	4.8
Valley Point Elem. School	457	1750	3.8
Varnell Elementary School	369	1860	5.0
Westside Elementary School	584	3170	5.4
Westwood Elem. School (city)	553	1640	3.0
Totals	9,331	32,400	3.5



Elementary Schools - May 2022 Per Capita Results

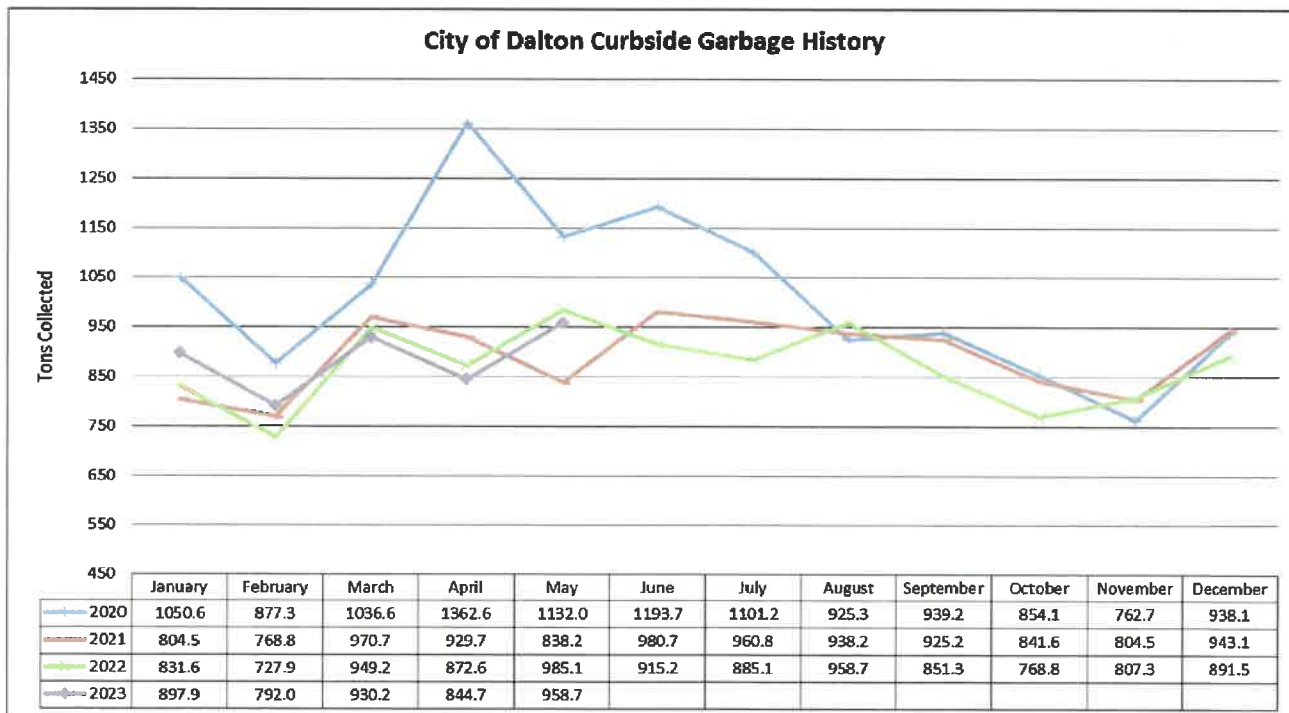
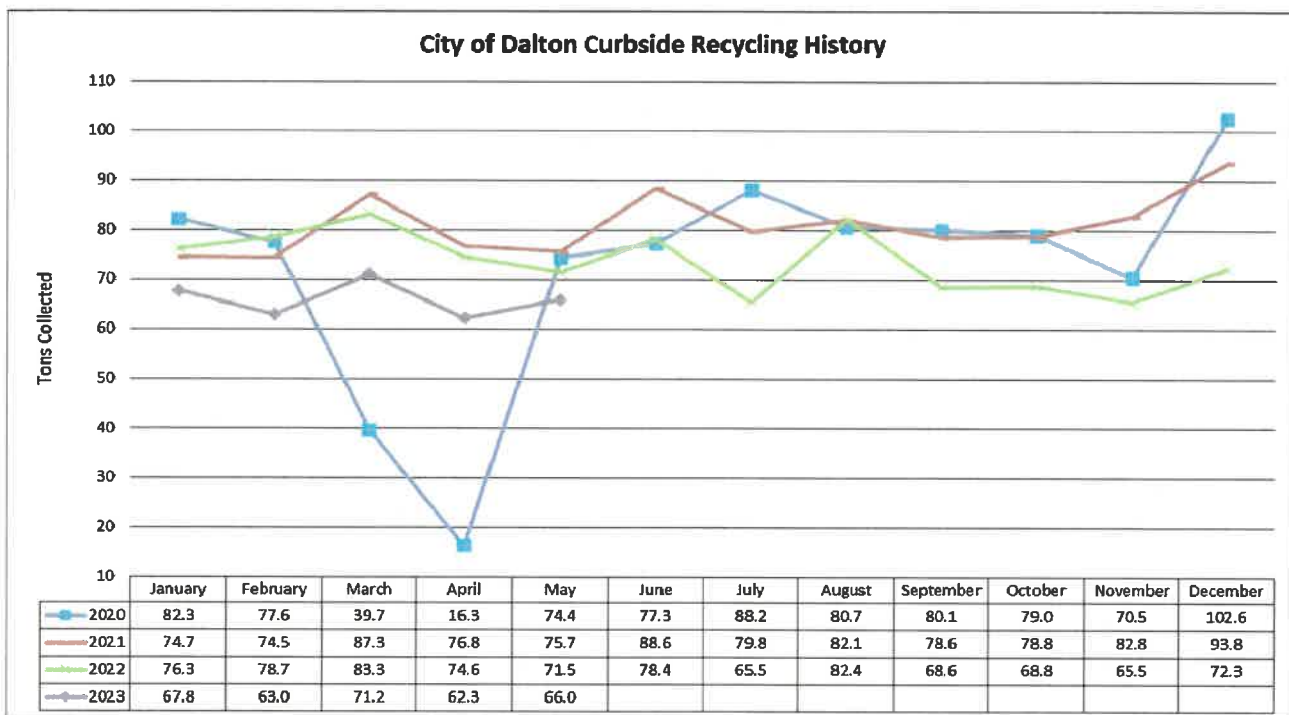


City of Dalton Curbside Recycling Report – May 2023

Prepared by the Dalton-Whitfield Regional Solid Waste Management Authority | www.DWSWA.org

The City of Dalton Curbside Recycling Program collected 66 tons (131,940 lbs.) of recyclables in May 2023. It is a 7.7% decrease compared to May 2022 when 71.54 tons were collected. 66 tons saves 110 cubic yards of landfill space. 844.7 tons (1,917,380 lbs.) of garbage was disposed of in May 2023 by the City of Dalton. It is a decrease of 2.7% compared

to 985.1 tons collected in May 2022. The waste diversion rate for May 2023 is 6.44%. The Dalton-Whitfield Solid Waste Authority has credited the City of Dalton Public Works Department \$1,979.10 for the revenue sharing of recyclables received in May 2023.



**CONVENIENCE CENTERS -- VOLUNTARY DROP-OFF RECYCLING
2023**

	January	February	March	QTR - 1	April	May	June	QTR - 2
McGaughey Chapel								
Waste	194.44	144.35	183.09	521.88	173.58	216.73		390.31
Recycle	14.24	10.09	13.44	37.77	11.82	13.72		25.54
Target Recycle	0.17	0.00	0.23	0.39	0.00	0.21		0.21
Total Recycled	14.41	10.09	13.67	38.16	11.82	13.93		25.75
% RECYCLED	6.90%	6.53%	6.95%	6.81%	6.38%	6.04%	#DIV/0!	6.19%
MLK								
Waste	342.86	299.70	344.15	986.71	332.87	382.96		715.83
Recycle	24.67	22.62	30.89	78.18	32.58	32.73		65.31
Target Recycle	0.15	0.00	0.22	0.37	0.00	0.22		0.22
Total Recycled	24.82	22.62	31.11	78.55	32.58	32.95	0.00	65.53
% RECYCLED	6.75%	7.02%	8.29%	7.37%	8.92%	7.92%	#DIV/0!	8.39%
Old Dixie								
Waste	264.79	237.13	316.96	818.88	314.49	298.07		612.56
Recycle	17.06	10.31	17.53	44.90	9.89	13.14		23.03
Target Recycle	0.14	0.00	0.21	0.35	0.00	0.21		0.21
Total Recycled	17.20	10.31	17.74	45.25	9.89	13.35	0.00	23.24
% RECYCLED	6.10%	4.17%	5.30%	5.24%	3.05%	4.29%	#DIV/0!	3.66%
Westside								
Waste	186.92	152.39	167.02	506.33	163.01	179.53		342.54
Recycle	12.04	14.21	17.00	43.25	11.25	16.16		27.41
Target Recycle	0.16	0.00	0.22	0.38	0.00	0.23		0.23
Total Recycled	12.20	14.21	17.22	43.63	11.25	16.39	0.00	27.64
% RECYCLED	6.13%	8.53%	9.34%	7.93%	6.46%	8.36%	#DIV/0!	7.47%

We ARE Professionals

***Celebrate
Waste and Recycling
Workers Week!***

JUNE 17 – 23, 2023

Visit gaswana.org for more information.



GEORGIA CHAPTER
SWANA
SOLID WASTE ASSOCIATION OF NORTH AMERICA



**Georgia
Recycling
Coalition**